


Taylor County Schools

Day 4

Second Grade



1. Complete this packet on the fourth ICE Day.
2. Write your name on the booklet.
3. Return this completed packet after the ICE Pack Day. You will keep the others in the envelope for future ICE Pack Days.

Name _____




Day 4

First...

Then...

Edit the sentence and rewrite it.

she is thu teacher

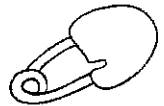


What's another verb that means **smile**?

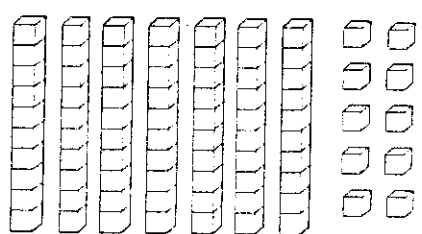
Use an adjective to describe the picture.



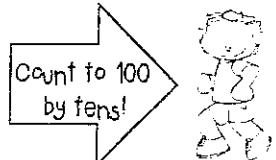
Name something that is RED.

Spelling


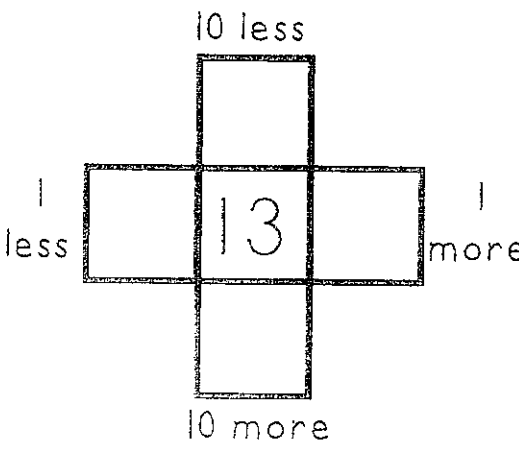
Does it need an apostrophe? yes / no
If yes, then add it.
Im happy to see you.



How Many? _____

Make 10
 $0 + \underline{\quad} = 10$
 $8 + \underline{\quad} = 10$
 $4 + \underline{\quad} = 10$



Add or Subtract (Watch the sign!)
$$\begin{array}{r} 16 \\ + 3 \\ \hline \end{array}$$
$$\begin{array}{r} 22 \\ - 2 \\ \hline \end{array}$$
$$\begin{array}{r} 25 \\ + 2 \\ \hline \end{array}$$
$$\begin{array}{r} 27 \\ - 3 \\ \hline \end{array}$$

More and Less





Joe had 4 cookies. His mom ate some of them. Now he has 2 cookies. How many cookies did his mom eat?

Name _____

Skill: Addition with sums 10 through 18

Dive In!



Number of problems 27

Problems correct _____

A.
$$\begin{array}{r} 8 \\ + 7 \\ \hline \end{array}$$

$$\begin{array}{r} 7 \\ + 7 \\ \hline \end{array}$$

$$\begin{array}{r} 6 \\ + 4 \\ \hline \end{array}$$

B.
$$\begin{array}{r} 7 \\ + 6 \\ \hline \end{array}$$

$$\begin{array}{r} 9 \\ + 7 \\ \hline \end{array}$$

$$\begin{array}{r} 8 \\ + 9 \\ \hline \end{array}$$

$$\begin{array}{r} 6 \\ + 9 \\ \hline \end{array}$$

$$\begin{array}{r} 4 \\ + 9 \\ \hline \end{array}$$

$$\begin{array}{r} 7 \\ + 3 \\ \hline \end{array}$$

C.
$$\begin{array}{r} 2 \\ + 9 \\ \hline \end{array}$$

$$\begin{array}{r} 9 \\ + 9 \\ \hline \end{array}$$

$$\begin{array}{r} 3 \\ + 9 \\ \hline \end{array}$$

$$\begin{array}{r} 8 \\ + 6 \\ \hline \end{array}$$

$$\begin{array}{r} 5 \\ + 8 \\ \hline \end{array}$$

$$\begin{array}{r} 9 \\ + 6 \\ \hline \end{array}$$

D.
$$\begin{array}{r} 4 \\ + 8 \\ \hline \end{array}$$

$$\begin{array}{r} 6 \\ + 8 \\ \hline \end{array}$$

$$\begin{array}{r} 7 \\ + 9 \\ \hline \end{array}$$

$$\begin{array}{r} 9 \\ + 5 \\ \hline \end{array}$$

$$\begin{array}{r} 9 \\ + 9 \\ \hline \end{array}$$

$$\begin{array}{r} 5 \\ + 7 \\ \hline \end{array}$$

E.
$$\begin{array}{r} 6 \\ + 5 \\ \hline \end{array}$$

$$\begin{array}{r} 5 \\ + 9 \\ \hline \end{array}$$

$$\begin{array}{r} 9 \\ + 8 \\ \hline \end{array}$$

$$\begin{array}{r} 6 \\ + 9 \\ \hline \end{array}$$

$$\begin{array}{r} 8 \\ + 8 \\ \hline \end{array}$$

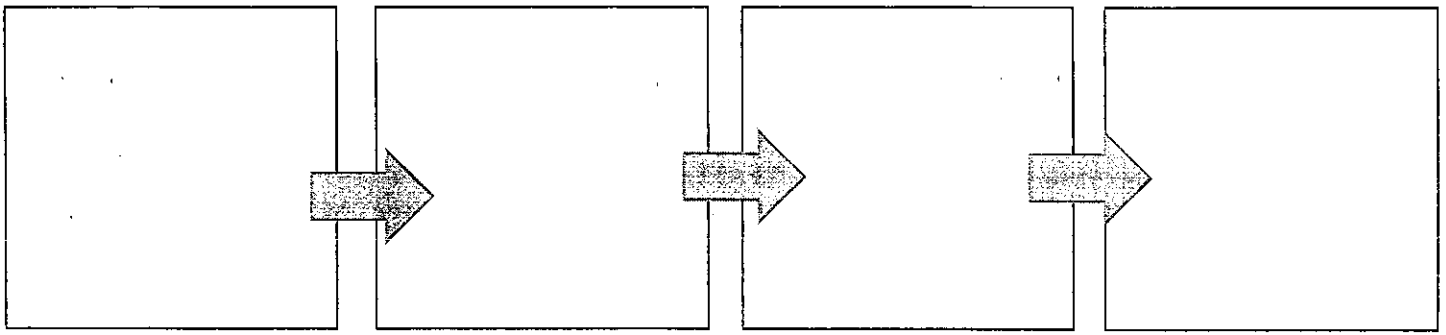
$$\begin{array}{r} 7 \\ + 8 \\ \hline \end{array}$$

Written Response to Reading:

- Minimum of 6 words per sentence.
- first word of each sentence is a capital letter
- every sentence ends with punctuation
- use neat handwriting and proper spacing between words
- use a Thinking Map to respond to reading.

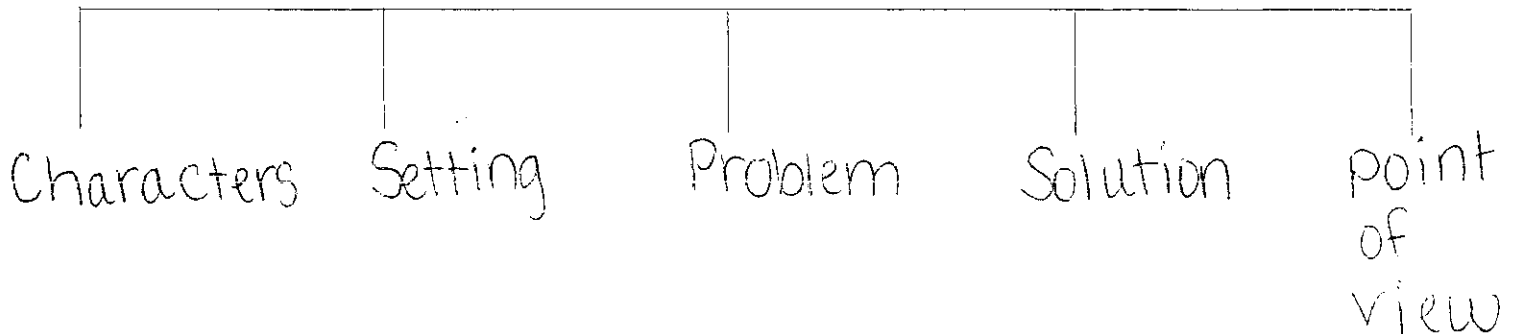
Flow Map Example:

First Next Then Last



Tree Map:

Title of Story



Written Response to Reading:

Library ICE Activity

Instructions: Write a book care rule and illustrate the rule on the bookmark.

A large rectangular box intended for drawing a bookmark. The box is defined by a thick black border. Inside the box, there are several horizontal lines: a solid line near the top, followed by a dashed line, and then several more solid lines spaced evenly down the page. These lines are intended to guide the student in writing a book care rule and illustrating it on the bookmark.