


Taylor County Schools

Day 3

Second Grade



1. Complete this packet on the third ICE Day.
2. Write your name on the booklet.
3. Return this completed packet after the ICE Pack Day. You will keep the others in the envelope for future ICE Pack Days.

Name _____

Day 3

First...

Then...

Edit the sentence and rewrite it.

wen will it be time

Count to 100 by tens!

What's another verb that means **jump**?

Use an adjective to describe the picture.

Name something that is WET.

Count to 100 by tens!

Spelling

Does it need an apostrophe? yes / no
If yes, then add it.

I see two cats.

Count to 100 by tens!

How Many? _____

Make 10

3 + _____ = 10

2 + _____ = 10

1 + _____ = 10

Count to 100 by tens!

Add or Subtract (Watch the sign!)

46	52	59	27
+ 2	- 2	+ 0	- 6

More and Less



CRAWL like a crab as you turn this in!

Joe had some cookies. His mom gave him 4 more. Now he has 8 cookies. How many cookies did he have to start?


Name _____

Skill: Addition with sums 10 through 18

Do Your Best!

Number of problems 27

Problems correct _____



A. $\begin{array}{r} 7 \\ + 7 \\ \hline \end{array}$ $\begin{array}{r} 6 \\ + 7 \\ \hline \end{array}$ $\begin{array}{r} 7 \\ + 5 \\ \hline \end{array}$

B. $\begin{array}{r} 8 \\ + 9 \\ \hline \end{array}$ $\begin{array}{r} 7 \\ + 6 \\ \hline \end{array}$ $\begin{array}{r} 8 \\ + 8 \\ \hline \end{array}$ $\begin{array}{r} 5 \\ + 9 \\ \hline \end{array}$ $\begin{array}{r} 2 \\ + 8 \\ \hline \end{array}$ $\begin{array}{r} 5 \\ + 5 \\ \hline \end{array}$

C. $\begin{array}{r} 8 \\ + 3 \\ \hline \end{array}$ $\begin{array}{r} 9 \\ + 6 \\ \hline \end{array}$ $\begin{array}{r} 3 \\ + 9 \\ \hline \end{array}$ $\begin{array}{r} 8 \\ + 6 \\ \hline \end{array}$ $\begin{array}{r} 9 \\ + 8 \\ \hline \end{array}$ $\begin{array}{r} 9 \\ + 9 \\ \hline \end{array}$

D. $\begin{array}{r} 7 \\ + 9 \\ \hline \end{array}$ $\begin{array}{r} 6 \\ + 9 \\ \hline \end{array}$ $\begin{array}{r} 8 \\ + 4 \\ \hline \end{array}$ $\begin{array}{r} 2 \\ + 9 \\ \hline \end{array}$ $\begin{array}{r} 6 \\ + 6 \\ \hline \end{array}$ $\begin{array}{r} 6 \\ + 4 \\ \hline \end{array}$

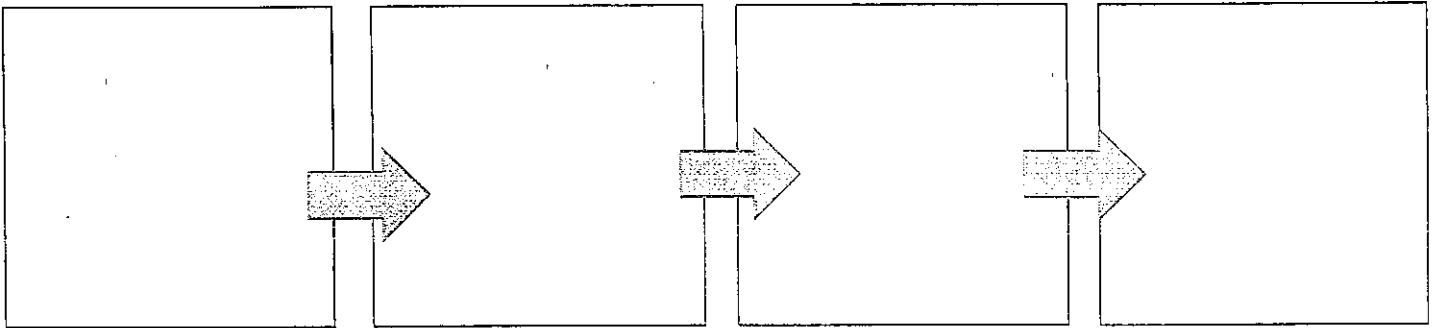
E. $\begin{array}{r} 6 \\ + 8 \\ \hline \end{array}$ $\begin{array}{r} 7 \\ + 8 \\ \hline \end{array}$ $\begin{array}{r} 9 \\ + 7 \\ \hline \end{array}$ $\begin{array}{r} 9 \\ + 4 \\ \hline \end{array}$ $\begin{array}{r} 8 \\ + 7 \\ \hline \end{array}$ $\begin{array}{r} 7 \\ + 4 \\ \hline \end{array}$

Written Response to Reading:

- Minimum of 6 words per sentence.
- first word of each sentence is a capital letter
- every sentence ends with punctuation.
- use neat handwriting and proper spacing between words
- use a Thinking Map to respond to reading.


Flow Map Example:

First Next Then Last



Tree Map:

Title of Story



Written Response to Reading:

Library ICE Activity

Instructions: Write a book care rule and illustrate the rule on the bookmark.

The form consists of a large, empty rectangular box with a thick black border, intended for drawing an illustration. At the bottom of this box, there are five horizontal lines, creating a ruled section for writing a book care rule.