


Taylor County Schools

Day 2

Second Grade



1. Complete this packet on the second ICE Day.
2. Write your name on the booklet.
3. Return this completed packet after the ICE Pack Day. You will keep the others in the envelope for future ICE Pack Days.

Name _____


Day 2

First...

Then...

Edit the sentence and rewrite it.

i could not hear john




What's another verb that means **run**?

Use an adjective to describe the picture.




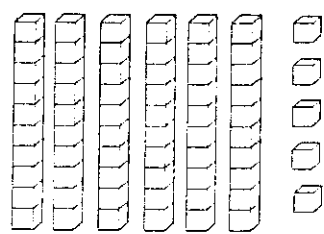
Name something that is **COLD**.



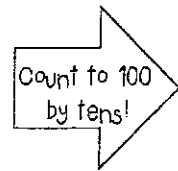
Spelling


Does it need an apostrophe? yes / no
If yes, then add it.
I dont know.

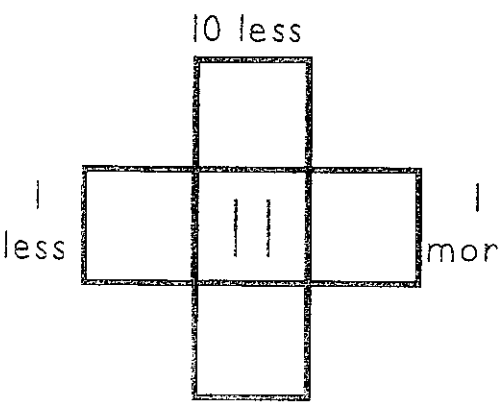



How Many? _____

Make 10
 $6 + \underline{\quad} = 10$
 $5 + \underline{\quad} = 10$
 $4 + \underline{\quad} = 10$



Add or Subtract (Watch the sign!)
 $21 + 3$ $32 - 1$ $57 + 1$ $26 - 4$

More and Less




FLY like a bat as you turn this in!

Joe had 8 cookies. Anne gave him 4 more cookies. How many cookies does he have now?

Name _____

Skill: Addition with sums through 14

Don't Forget!



Number of problems 27

Problems correct _____

A. $\begin{array}{r} 5 \\ + 9 \\ \hline \end{array}$ $\begin{array}{r} 6 \\ + 5 \\ \hline \end{array}$ $\begin{array}{r} 6 \\ + 8 \\ \hline \end{array}$

B. $\begin{array}{r} 8 \\ + 2 \\ \hline \end{array}$ $\begin{array}{r} 4 \\ + 9 \\ \hline \end{array}$ $\begin{array}{r} 9 \\ + 5 \\ \hline \end{array}$ $\begin{array}{r} 3 \\ + 8 \\ \hline \end{array}$ $\begin{array}{r} 5 \\ + 8 \\ \hline \end{array}$ $\begin{array}{r} 6 \\ + 7 \\ \hline \end{array}$

C. $\begin{array}{r} 6 \\ + 4 \\ \hline \end{array}$ $\begin{array}{r} 5 \\ + 7 \\ \hline \end{array}$ $\begin{array}{r} 7 \\ + 5 \\ \hline \end{array}$ $\begin{array}{r} 4 \\ + 8 \\ \hline \end{array}$ $\begin{array}{r} 3 \\ + 9 \\ \hline \end{array}$ $\begin{array}{r} 4 \\ + 7 \\ \hline \end{array}$

D. $\begin{array}{r} 2 \\ + 9 \\ \hline \end{array}$ $\begin{array}{r} 6 \\ + 6 \\ \hline \end{array}$ $\begin{array}{r} 7 \\ + 6 \\ \hline \end{array}$ $\begin{array}{r} 3 \\ + 7 \\ \hline \end{array}$ $\begin{array}{r} 8 \\ + 5 \\ \hline \end{array}$ $\begin{array}{r} 5 \\ + 6 \\ \hline \end{array}$

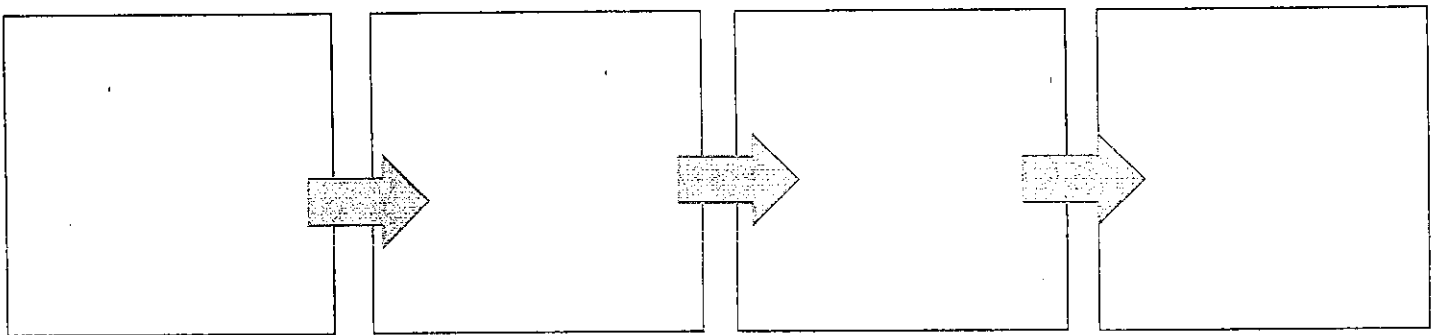
E. $\begin{array}{r} 9 \\ + 1 \\ \hline \end{array}$ $\begin{array}{r} 8 \\ + 3 \\ \hline \end{array}$ $\begin{array}{r} 10 \\ + 0 \\ \hline \end{array}$ $\begin{array}{r} 8 \\ + 4 \\ \hline \end{array}$ $\begin{array}{r} 9 \\ + 4 \\ \hline \end{array}$ $\begin{array}{r} 10 \\ + 0 \\ \hline \end{array}$

Written Response to Reading:

- Minimum of 6 words per sentence.
- first word of each sentence is a capital letter
- every sentence ends with punctuation
- use neat handwriting and proper spacing between words
- use a Thinking Map to respond to reading.


Flow Map Example:

First Next Then Last



Tree Map:

Title of Story



Written Response to Reading:

Library ICE Activity

Instructions: Write a book care rule and illustrate the rule on the bookmark.

A large rectangular box with a thick black border, intended for writing and illustrating a book care rule. The box is mostly empty, with five horizontal lines near the bottom edge, suggesting a writing area. The lines are evenly spaced and extend across the width of the box.