

Taylor County Schools


Day 2

1st Grade



1. Complete this packet on second ICE Day.
2. Write your name on the booklet.
3. A number line can be found at the back of your packet to assist with the math pages.
4. Return the completed packet to your teacher the day school resumes.










Read a book of your choice, Draw a picture of your favorite part of the story, and Write 2 sentences about the story.



Handwriting practice lines consisting of ten sets of three horizontal lines: a solid top line, a dashed middle line, and a solid bottom line.

**Fire Safety
Addition**

Name:
Date:



Name: _____

100 Chart Mystery Picture

Blue: 37, 38, 47, 48

Grey: 79, 80, 82, 83, 87, 88, 92, 93, 97, 98

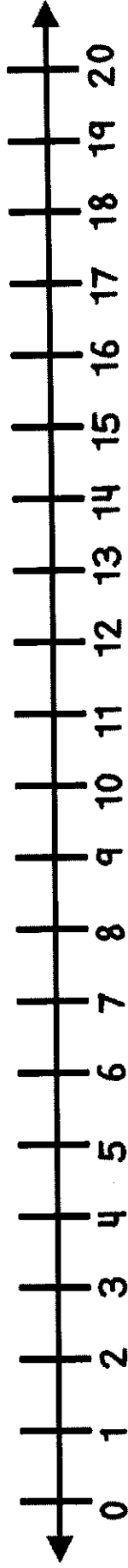
Black: 41, 42, 43, 44, 45, 52, 54, 61, 62, 63, 64, 65

Yellow: 77, 0

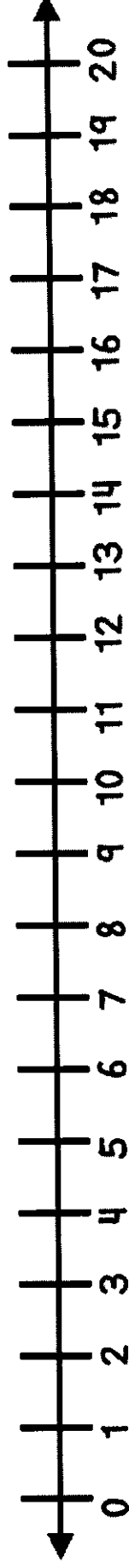
Red: 16, 17, 18, 26, 27, 28, 29, 31, 32, 33, 34, 35, 36, 39, 46, 49, 50, 51, 53, 55, 56, 57, 58, 59, 60, 66, 67, 68, 69, 71, 72, 73, 74, 75, 76, 77, 78, 81, 84, 85, 86, 89, 90

1	2	3	4	5	6	7	8	9	10
11	12	13	14	15	16	17	18	19	20
21	22	23	24	25	26	27	28	29	30
31	32	33	34	35	36	37	38	39	40
41	42	43	44	45	46	47	48	49	50
51	52	53	54	55	56	57	58	59	60
61	62	63	64	65	66	67	68	69	70
71	72	73	74	75	76	77	78	79	80
81	82	83	84	85	86	87	88	89	90
91	92	93	94	95	96	97	98	99	100

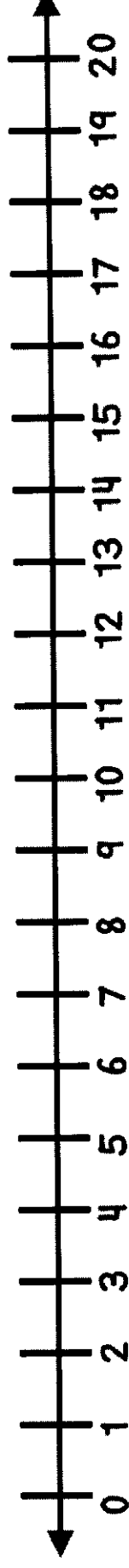
Number Line



Number Line



Number Line



Library ICE Activity

Instructions: Write a book care rule and illustrate the rule on the bookmark.

A large rectangular box with a thick black border, intended for writing a book care rule and illustrating it. The bottom portion of the box contains five horizontal lines for writing.