


# Taylor County Schools

## Day 1

Second Grade



1. Complete this packet on the first ICE Day.
2. Write your name on the booklet.
3. Return this completed packet after the ICE Pack Day. You will keep the others in the envelope for future ICE Pack Days.

Name \_\_\_\_\_




Day 1

First...

Then...

Edit the sentence and rewrite it.

may i have som pie



What's another verb that means **walk**?  
\_\_\_\_\_

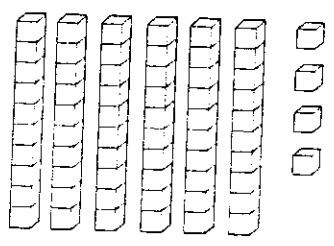
Use an adjective to describe the picture.  
\_\_\_\_\_




Name something that is **HOT**.  
\_\_\_\_\_

Spelling  
  
\_\_\_\_\_

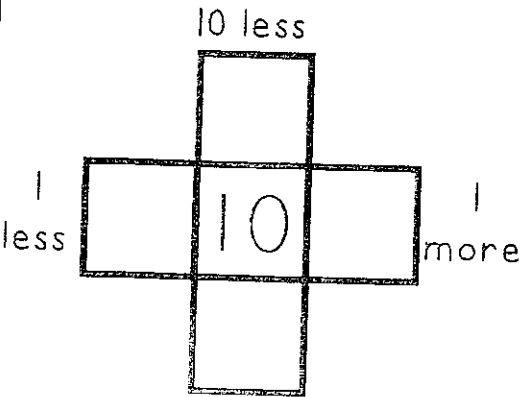
Does it need an apostrophe? yes / no  
If yes, then add it.  
**I cant go.**


  
How Many? \_\_\_\_\_

Make 10  
9 + \_\_\_\_\_ = 10  
8 + \_\_\_\_\_ = 10  
7 + \_\_\_\_\_ = 10



Add or Subtract (Watch the sign!)  
 $11 + 5$     $18 - 6$     $56 + 3$     $19 - 8$

More and Less  





ZOOM like an airplane as you turn this in!

Joe had 8 cookies. He gave Anne 2 cookies. How many cookies did Joe have left?  
\_\_\_\_\_

Name \_\_\_\_\_

Skill: Addition with sums through 13

# Climb High!



Number of problems	27
Problems correct	_____

A.	$\begin{array}{r} 6 \\ + 5 \\ \hline \end{array}$	$\begin{array}{r} 7 \\ + 6 \\ \hline \end{array}$	$\begin{array}{r} 6 \\ + 3 \\ \hline \end{array}$
----	---	---	---

B.	$\begin{array}{r} 8 \\ + 4 \\ \hline \end{array}$	$\begin{array}{r} 10 \\ + 3 \\ \hline \end{array}$	$\begin{array}{r} 7 \\ + 3 \\ \hline \end{array}$	$\begin{array}{r} 1 \\ + 0 \\ \hline \end{array}$	$\begin{array}{r} 5 \\ + 4 \\ \hline \end{array}$	$\begin{array}{r} 9 \\ + 3 \\ \hline \end{array}$
----	---	--	---	---	---	---

C.	$\begin{array}{r} 11 \\ + 2 \\ \hline \end{array}$	$\begin{array}{r} 9 \\ + 4 \\ \hline \end{array}$	$\begin{array}{r} 8 \\ + 2 \\ \hline \end{array}$	$\begin{array}{r} 4 \\ + 4 \\ \hline \end{array}$	$\begin{array}{r} 8 \\ + 3 \\ \hline \end{array}$	$\begin{array}{r} 8 \\ + 5 \\ \hline \end{array}$
----	--	---	---	---	---	---

D.	$\begin{array}{r} 6 \\ + 5 \\ \hline \end{array}$	$\begin{array}{r} 7 \\ + 2 \\ \hline \end{array}$	$\begin{array}{r} 5 \\ + 3 \\ \hline \end{array}$	$\begin{array}{r} 6 \\ + 5 \\ \hline \end{array}$	$\begin{array}{r} 5 \\ + 5 \\ \hline \end{array}$	$\begin{array}{r} 6 \\ + 4 \\ \hline \end{array}$
----	---	---	---	---	---	---

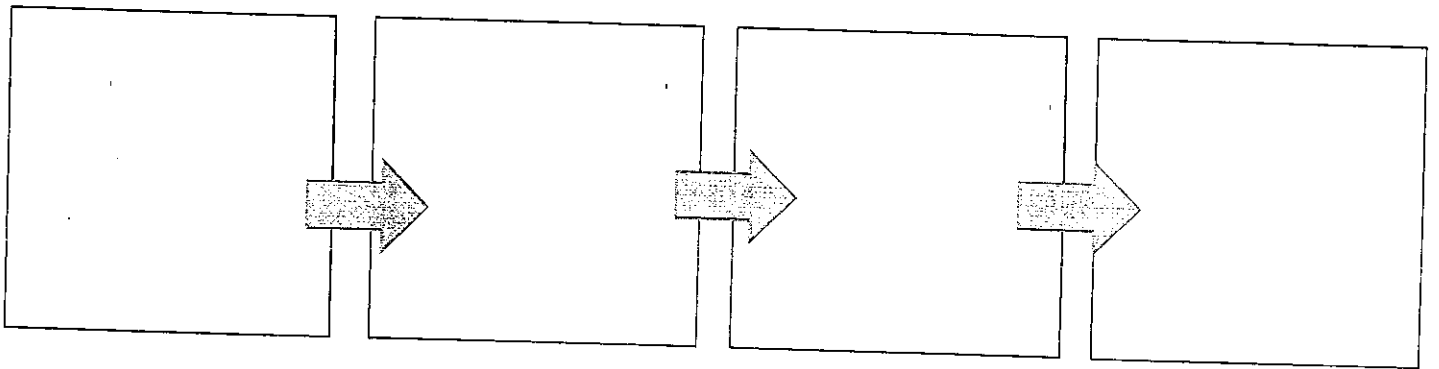
E.	$\begin{array}{r} 7 \\ + 6 \\ \hline \end{array}$	$\begin{array}{r} 10 \\ + 2 \\ \hline \end{array}$	$\begin{array}{r} 7 \\ + 4 \\ \hline \end{array}$	$\begin{array}{r} 3 \\ + 4 \\ \hline \end{array}$	$\begin{array}{r} 9 \\ + 2 \\ \hline \end{array}$	$\begin{array}{r} 11 \\ + 1 \\ \hline \end{array}$
----	---	--	---	---	---	--

## Written Response to Reading:

- Minimum of 6 words per sentence.
- first word of each sentence is a capital letter
- every sentence ends with punctuation
- use neat handwriting and proper spacing between words
- use a Thinking Map to respond to reading.

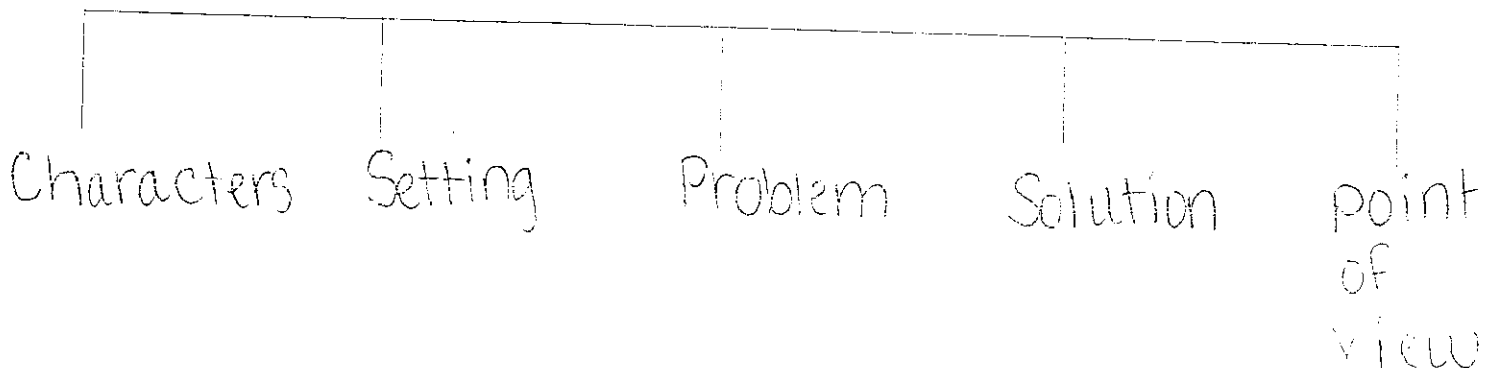
# Flow Map Example:

First      Next      Then      Last



# Tree Map:

Title of Story



# Written Response to Reading:

