

Taylor County Schools


Day 1

1st Grade



1. Complete this packet on first ICE Day.
2. Write your name on the booklet.
3. A number line can be found at the back of your packet to assist with the math pages.
4. Return the completed packet to your teacher the day school resumes.









Read a book of your choice. Draw a picture of your favorite part of the story, and Write 2 sentences about the story.



Handwriting practice lines consisting of solid top and bottom lines with a dashed middle line. There are seven sets of these lines provided for writing two sentences about the story.

Number Bonds

Name _____



Color By Number

Name _____

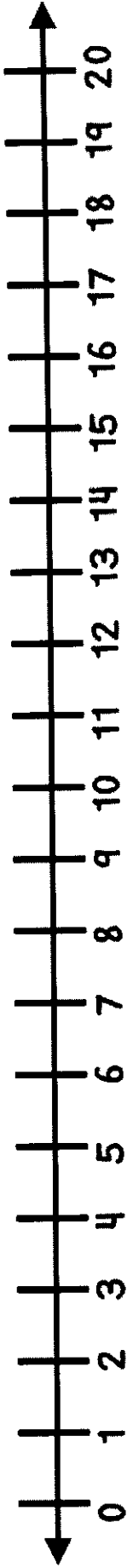
green: 4, 5, 15

brown: 7, 16, 25, 35

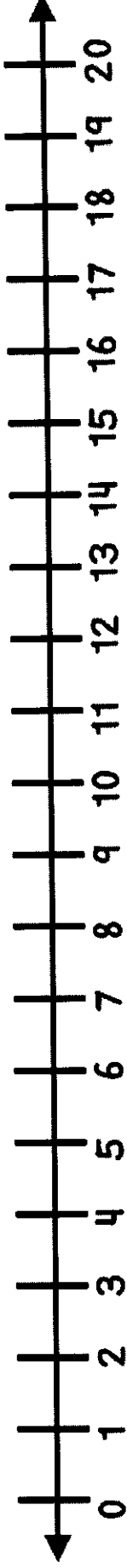
red: 22, 23, 24, 26, 27, 28, 31, 32, 33,
34, 36, 37, 38, 39, 41, 42, 43, 44,
45, 46, 47, 48, 49, 51, 52, 53, 54,
55, 56, 57, 58, 59, 61, 62, 63, 64, 65,
66, 67, 68, 69, 72, 73, 74, 75, 76,
77, 78, 83, 84, 85, 86, 87

1	2	3	4	5	6	7	8	9	10
11	12	13	14	15	16	17	18	19	20
21	22	23	24	25	26	27	28	29	30
31	32	33	34	35	36	37	38	39	40
41	42	43	44	45	46	47	48	49	50
51	52	53	54	55	56	57	58	59	60
61	62	63	64	65	66	67	68	69	70
71	72	73	74	75	76	77	78	79	80
81	82	83	84	85	86	87	88	89	90
91	92	93	94	95	96	97	98	99	100

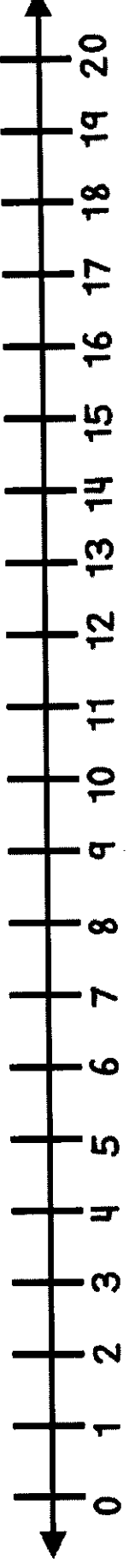
Number Line



Number Line




Number Line



Name _____ Class _____

Grade 1 MUSIC: RHYTHM HIDDEN PICTURE

Color all of the QUARTER NOTES the same color to reveal a picture!

 - quarter note

