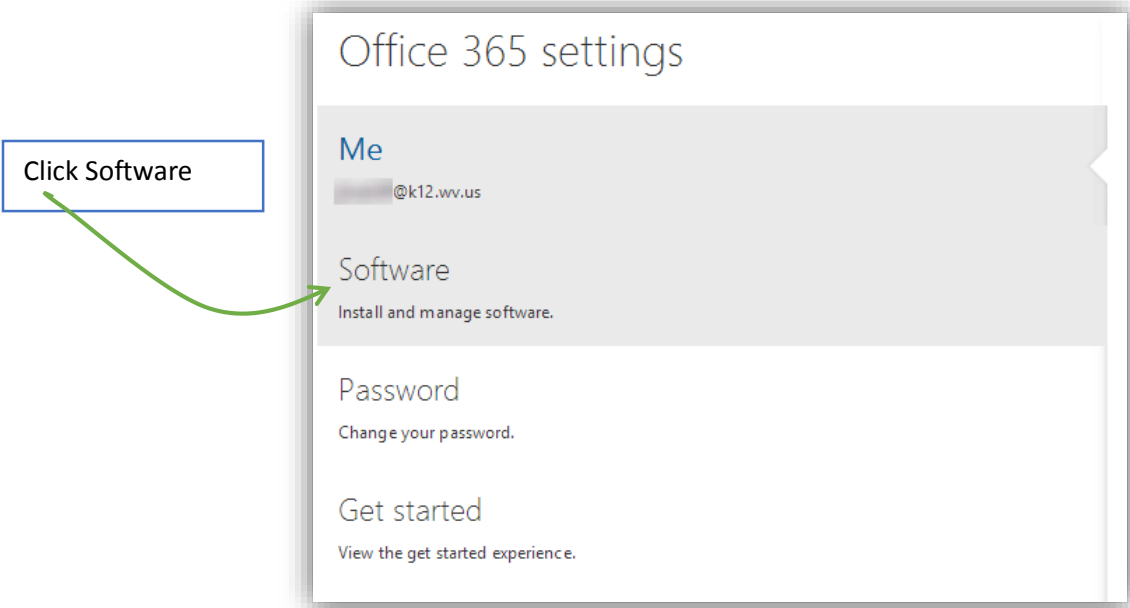
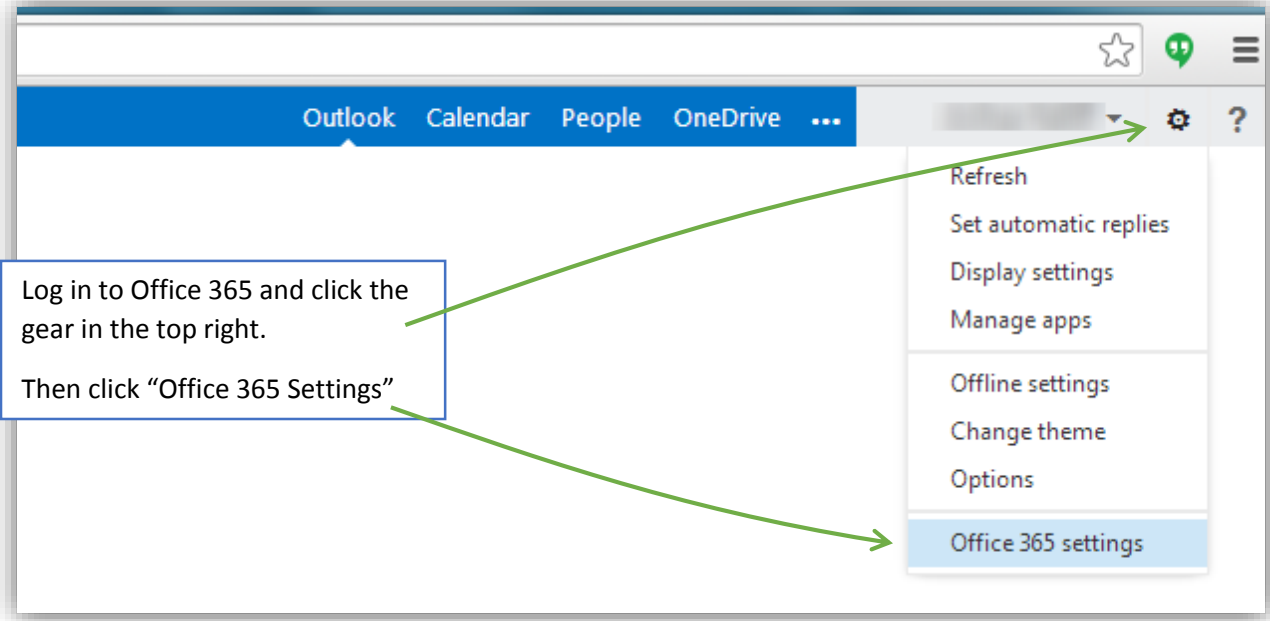


# Install Office on Personally Owned Computers



# Install Office on Personally Owned Computers

Here you may manage your existing licenses as well as install the current version of Office.

Office

Manage installs for the latest version of Office

You can deactivate installs from computers on which you installed this version of Office.

COMPUTER NAME	OPERATING SYSTEM	INSTALLATION DATE	
Joshua's iMac	Mac OSX Version 10.9.3	7/9/2014	<a href="#">Deactivate</a>

Remaining installs available: 4

Install the latest version of Office

This will install the latest version of the following apps on your computer: Word, Excel, PowerPoint, OneNote, Access, Publisher, Outlook, Lync, InfoPath.

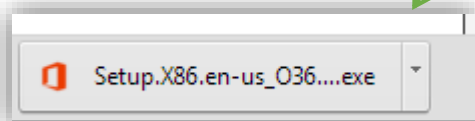
Word Excel PowerPoint OneNote Access Publisher Outlook Lync InfoPath

Language:  Version: 32-bit (Recommended) [Advanced](#)

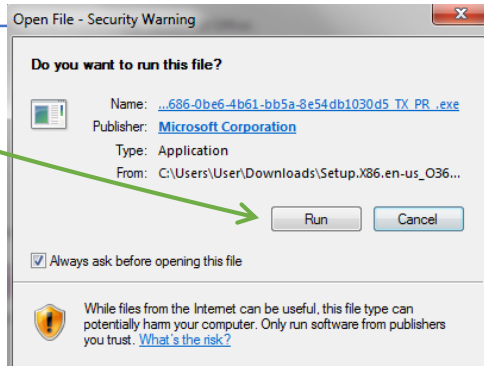
**Note:** Installing additional languages on a computer that already has this version of Office doesn't count against your install limit (5).

[Review system requirements](#)  
[Learn how to troubleshoot your Office installation](#)

Click "Install"



A small .exe file will download to your computer.  
Please note: this may look different depending on which web browser you are using.  
Run this file.



Complete the install by following the directions on the screen.